

VLW SERIES HYDRONIC AIR HANDLERS



PRODUCT FEATURES

CIRCULATING PUMP & CHECK VALVE
 VERTICAL UP-FLOW APPLICATIONS
 STUD OR WALL MOUNTING
 BRACKETS STAMPED INTO CABINET
 ALUMINUM END PLATES
 FRONT RETURN AIR
 FULLY INSULATED CABINET

OPTIONAL FEATURES

LOWER COIL PANEL
 FRONT RETURN GRILLES
 FACTORY OR FIELD INSTALL TXVs
 FREEZE-STAT OR ENTER WATER T-STAT


Hydronic pump
 Mounted Inside
 of Cabinet



General Specifications

3/4" MPT Drain
 3/8" Liquid Refrigerant tube
 3/4" Suction Refrigerant tube

Optional Grill	Length	Width
RFG-2AS	41.50"	22.50"
RTU-2AS	44.75"	24.75"



PRODUCT DIMENSIONS

Model	Cabinet Width W	Cabinet Depth D	Cabinet Height H	Plenum Depth S	Plenum Width F	Filter Size	Front Return Grille #
VLW	20.50"	22.00"	40.00"	15.00"	19.00"	20x20x1"	RTU-2AS

VLW SERIES HYDRONIC AIR HANDLERS

Heating Specifications

Model	CFM	G.P.M.	ROWS	P.D.	EWT 120	EWT 140	EWT 160	EWT 180
VLW18*-V21	600	3.5	2	2.8'	18,122	24,046	30,001	35,975
VLW18*-V22	600	3.5	2	2.8'	18,122	24,046	30,001	35,975
VLW18*-V31	600	3.5	3	1.4'	21,960	29,273	36,633	44,023
VLW18*-V32	600	3.5	3	1.4'	21,960	29,273	36,633	44,023
VLW24*-V21	800	3.5	2	2.8'	20,943	27,703	34,505	41,333
VLW24*-V22	800	3.5	2	2.8'	20,943	27,703	34,505	41,333
VLW24*-V31	800	3.5	3	1.4'	25,499	33,924	42,414	50,944
VLW24*-V32	800	3.5	3	1.4'	25,499	33,924	42,414	50,944
VLW30*-V21	1000	3.5	2	2.8'	22,916	30,341	37,816	45,322
VLW30*-V22	1000	3.5	2	2.8'	22,916	30,341	37,816	45,322
VLW30*-V31	1000	3.5	3	1.4'	28,064	37,367	46,748	56,181
VLW30*-V32	1000	3.5	3	1.4'	28,064	37,367	46,748	56,181
VLW36*-V21	1200	3.5	2	2.8'	25,519	33,484	41,507	49,567
VLW36*-V22	1200	3.5	2	2.8'	25,519	33,484	41,507	49,567
VLW36*-V31	1200	3.5	3	1.4'	31,028	41,038	51,140	61,303
VLW36*-V32	1200	3.5	3	1.4'	31,028	41,038	51,140	61,303

All specifications subject to change without notice.
Capacities expressed as BTUH, EWT as degrees Fahrenheit
Water connections 7/8" OD

Blower Performance

Model	Speed	HP	.1 ESP	.2 ESP	.3 ESP
VLW18*-V2*	High	.25	905	855	760
	Low		850	800	700
VLW18*-V3*	High	.25	890	830	750
	Low		840	780	640
VLW24*-V2*	High	.25	905	855	760
	Low		850	800	700
VLW24*-V3*	High	.25	890	830	750
	Low		840	780	640
VLW30*-V2*	High	.33	1150	1110	1070
	Low		1100	1005	1020
VLW30*-V3*	High	.33	1100	1050	990
	Low		1050	1000	940
VLW36*-V3*	High	.5	1350	1270	1200
	Low		1295	1220	1150

Electrical Specifications

Model	Nominal CFM	Nominal HTG. CAP.	Blower HP/ Amps	Pump HP/ Amps	Voltage 60 HZ 1ph	Rated Amps	MCA	MOP
VLW18*-V21	600	24,046	.2/2.8	.04/.74	115	3.6	15	15
VLW18*-V22	600	24,046	.2/1.5	.04/.43	208/230	2.0	15	15
VLW18*-V31	600	29,273	.2/2.8	.04/.74	115	3.6	15	15
VLW18*-V32	600	29,273	.2/1.5	.04/.43	208/230	2.0	15	15
VLW24*-V21	800	27,703	.2/2.8	.04/.74	115	3.6	15	15
VLW24*-V22	800	27,703	.2/1.5	.04/.43	208/230	2.0	15	15
VLW24*-V31	800	33,924	.2/2.8	.04/.74	115	3.6	15	15
VLW24*-V32	800	33,924	.2/1.5	.04/.43	208/230	2.0	15	15
VLW30*-V21	1000	30,341	.33/4.3	.04/.74	115	5.0	15	15
VLW30*-V22	1000	30,341	.33/2.2	.04/.43	208/230	2.7	15	15
VLW30*-V31	1000	37,367	.33/4.3	.04/.74	115	5.0	15	15
VLW30*-V32	1000	37,367	.33/2.2	.04/.43	208/230	2.7	15	15
VLW36*-V21	1200	33,484	.5/7.0	.04/.74	115	7.8	15	15
VLW36*-V22	1200	33,484	.5/4.0	.04/.43	208/230	4.5	15	15
VLW36*-V31	1200	41,038	.5/7.0	.04/.74	115	7.8	15	15
VLW36*-V32	1200	41,038	.5/4.0	.04/.43	208/230	4.5	15	15

Nominal heating capacity based on 60 degree entering air 3.5 GPM @ 140 degree Fahrenheit entering water temp.

Water Heater Selection Chart

18 MBH	40 gal	30 MBH	50 gal
24 MBH	40 gal	36 MBH	50 gal

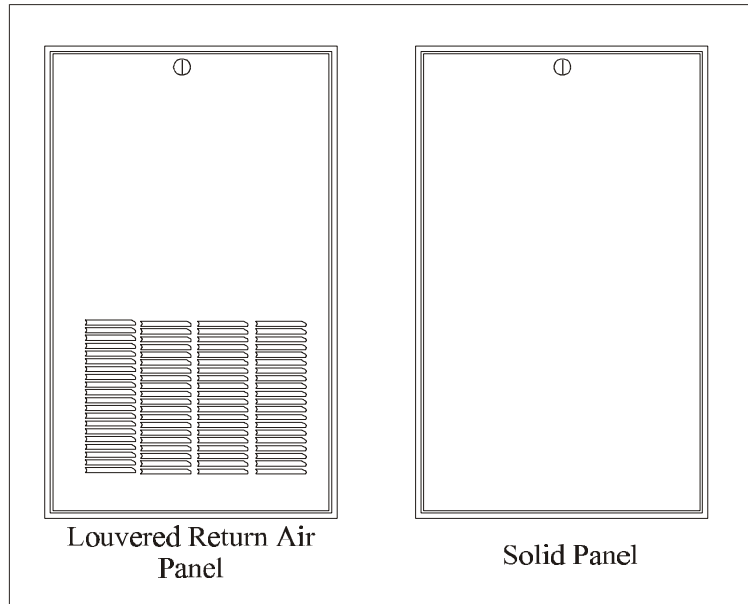


VLW shown with RTU Grill kit

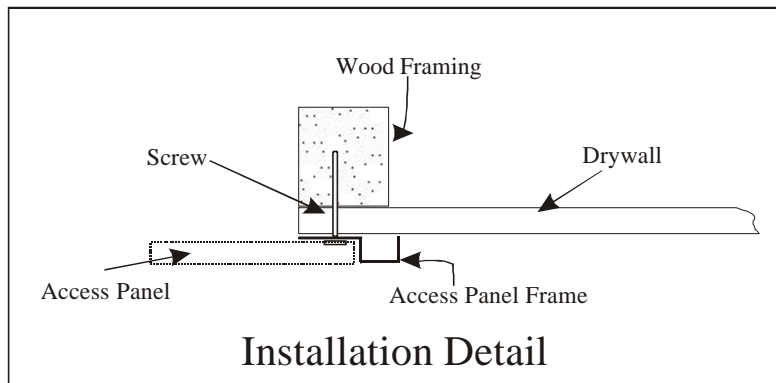
Access Panel / Return Air Grille by AllStyle

RTU series

Available as Solid Panel or Louvered
 Mounts to Wall
 White Powder Coat Finish
 Tilts out for easy unit access
 Panel easily removed
 Framed Panel



Model	Frame		Panel		Opening		Used With	Remarks
	Width	Height	Width	Height	Width	Height		
RTU-1AS	22.75"	41.75"	20.5"	38.50"	19.0"	36.875"	VL	Louvered
RTU-2AS	24.75"	44.75"	22.75"	42.625"	20.875"	41.0"	VLX / VLW	Louvered
RTS-1AS	22.75"	41.75"	20.5"	38.50"	19.0"	36.875"	VL	Solid
RTS-2AS	24.75"	44.75"	22.75"	42.625"	20.875"	41.0"	VLX / VLW	Solid



AllStyle Coil Company, L.P. 7037 Brittmore Houston, TX 77041
 Tel (713) 466-6333 Fax (713) 466-6363 [Http://www.allstyle.com](http://www.allstyle.com)

